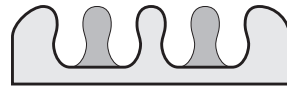


# Stay Fold

## PERFECTED CONFIGURATION PATTERNS

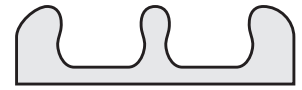
**3 Fold  
15" Width**

*Cutout the darker areas using aviation snips or jig saw.*



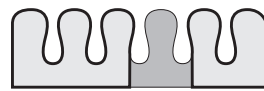
Standard 5 Fold

=



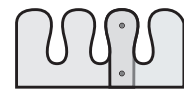
**4 Fold  
9" Width**

*Sections are then overlapped, pre-drilled with a 1/8" bit and screwed together with #8 screws.*

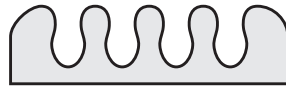


Standard 6 Fold

=

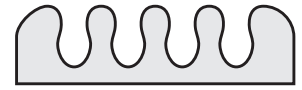


**5 Fold  
15" Width**

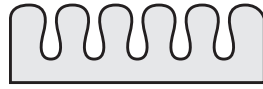


Standard 5 Fold

=

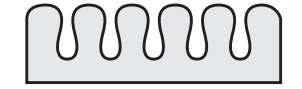


**6 Fold  
14" Width**



Standard 6 Fold

=



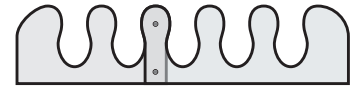
**6 Fold  
18" Width**



Standard 5 Fold

Standard 5 Fold

=



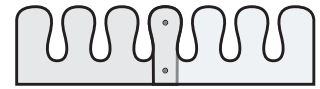
**7 Fold  
17" Width**



Standard 6 Fold

Standard 6 Fold

=



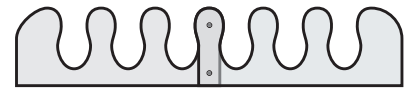
**7 Fold  
20" Width**



Standard 5 Fold

Standard 5 Fold

=



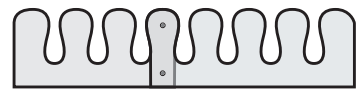
**8 Fold  
18" Width**



Standard 6 Fold

Standard 6 Fold

=



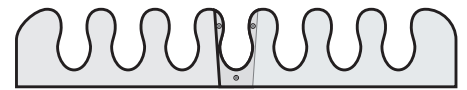
**8 Fold  
23" Width**



Standard 5 Fold

Standard 5 Fold

=



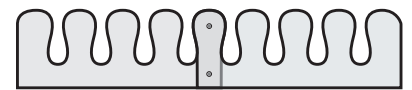
**9 Fold  
21" Width**



Standard 6 Fold

Standard 6 Fold

=



**10 Fold  
23" Width**



Standard 6 Fold

Standard 6 Fold

=



These are merely a sample of the configurations tested to date. Every situation is different, and this product was designed to be combined and shaped in conjunction with your imagination. If you create a new and unusual pattern tailored to fit your specific needs or special project, please join us at [www.stayfold.com](http://www.stayfold.com) and share your experiences and pictures.